

DWMVFIR960 / DWMVFIRW960 700 Line Outdoor IR Dome Cameras w/OSD



Sony 960H Chip, WDR, OSD, DNR, 90' IR Range, 2.8~12mm Varifocal Lens

PRODUCT FEATURES

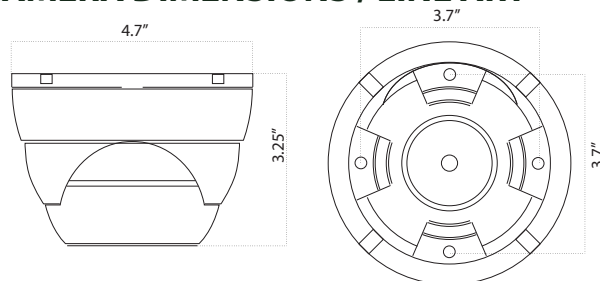
- Sony 960H Chip 700 Lines of Resolution
- Digital Wide Dynamic Range
- DNR - Digital Noise Reduction
- OSD - On Screen Display
- 2.8~12mm Varifocal Lens
- Up to 90 Feet IR Range
- IP66 Weatherproof Rating

SPECIFICATIONS

Model No.	DWMVFIR960	DWMVFIRW960
Imaging Device	960H 1/3" SONY Super HAD II CCD	
Resolution	700 TV Lines	
Minimum Illumination	0.0 Lux (IR LED On)	
Lens Size / Maximum Aperture	2.8~12mm Varifocal / F1.2~2.0	
IR LED Range / IR LED Count	90 Feet / 24 Pieces	
IR LED Wavelength	850nm	
Maximum Aperture	F1.2~2.0	
S/N Ratio	More than 52db	
Electronic Shutter Speed	AUTO, FLK, 1-60 ~ 1/100,000	
OSD (On Screen Display)	Yes (Cable Mounted)	
BLC (Backlight Compensation)	OFF / BLC / HBLK	
AGC Automatic Gain Control	AUTO / MANUAL	
White Balance	ATW, MANUAL, USER 1, USER 2	
Day-Night	COLOR / BW / AUTO	
DNR (Digital Noise Reduction)	ON / OFF	
D-WDR (Digital Wide Dynamic Range)	ON / OFF (Adjustable 1~63)	
Motion Detection	ON / OFF 4 - Zones Programmable	
Privacy Masking	ON / OFF 8 - Zones Programmable	
Sharpness	(Adjustable 1~255)	
TV System	NTSC	
Effective Pixels	976 (H) X 495 (V)	
Scanning System	2:1 Interlaced	
Sync System	Internal Negative Sync	
Video Output	1.0Vp-p 75 OHM Composite BNC	
Gamma Characteristics	0.45	
Power Requirement / Consumption	12 Volts DC / 400mA	
Operating Temperature	-14°F ~ 122°F	
Weight	1.3 Lb.	
Housing / Color	Aluminum (Gray)	Aluminum (White)
Dimension	4.7" W x 1.65" H	
Weatherproof Rating	IP66	

* All specifications subject to change without notice for quality improvement


CAMERA DIMENSIONS / LINE ART



CAMERA COMPONENT DESCRIPTIONS



AVAILABLE ACCESSORIES



OSD CONTROL

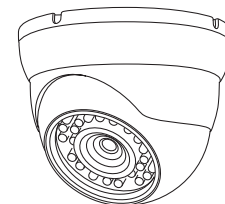


Press the Joystick button on the cable mounted OSD control to access the OSD menu.

In-Line Cable Mounted OSD Control



PACKAGE CONTENTS

- (1) Camera
- (1) Mounting Hardware Packet
- (1) User Manual



OSD MENU TREE

OSD Menu	Lens	Manual		
	SHUTTER / AGC	Auto	High Luminance Mode SHUT / Brightness 0~255 Adjustable	
			Low Luminance Mode AGC / OFF - Brightness x0.25 ~ x 1.00 Adjustable	
		Manual	Mode = SHUT+AGC	
			SHUTTER = 1/60, 1/120, 1/250, 1/500, 1/1000, 1/2000, 1/4000, 1/10000 AGC = 6, 12, 18, 24, 30, 36, 42, 44.8	
	WHITE BALANCE	ATW	SPEED = 0~255 / DELAY CNT = 0~255 / ATW FRAME = x0.50, x1.00, x1.50, x2.00 ENVIRONMENT = INDOOR/ OUTDOOR	
		MANUAL	Level 24~90 Adustable	
		USER 1 / USER2	B-GAIN / R-GAIN LEVEL 0~255 Adjustable	
			ANTI CR	
			PUSH	
			PUSH LOCK	
		BACKLIGHT	OFF / BLC / HLC	
	PICTURE ADJUST		MIRROR = ON/OFF	
			BRIGHTNESS = 0~255 Adjustable	
			CONTRAST = 0~255 Adjustable	
			SHARPNESS = 0~255 Adjustable	
			HUE = 0~255 Adjustable	
	D-WDR	ON / OFF	ON = Luminance = MID - LOW - HIGH CONTRAST = LOW - MID - MIDLOW - MIDHIGH - HIGH	
	MOTION DET		OFF	
		ON - 4 ZONE	DETECT SENSE = 0~127	
			BLOCK DISP = OFF / ON ON = 16X24 Grid Adjustable	
			MONITOR AREA = ON/OFF AREA SELECT 1/4, 2/4, 3/4, 4/4, TOP, BOTTOM, LEFT, RIGHT Adustable	
	PRIVACY		OFF	
		ON - 8 ZONE	AREA SELECT 1/8 ~ 8/8 , TOP, BOTTOM, LEFT, RIGHT Adustable	
			COLOR = 1~8 Selectable	
			TRANSP = 0.25, 0.50, 0.75, 1.00 MOSAIC ON/OFF	
	DAY/NIGHT	Auto	BURST = ON/OFF, DELAY COUNT = 0~255, DAY->NIGHT = 0~255, NIGHT->DAY = 0~255	
B/W		BURST = ON/OFF		
		IR OPTIMIZER = ON / OFF	MODE = AUTO, CENTER LEVEL = 0~31	
		EXT1 / EXT2		
		COLOR		
2-DNR	NR MODE	YC = Y LEVEL, C LEVEL 0~15 Adustable		
		C = C LEVEL 0~15 Adustable		
		Y = Y LEVEL, 0~15 Adustable		
		OFF		
CAMERA ID	ON/OFF	ON = 50 Characters Maximum, Position Selectable		
SYNC		INT		
LANGUAGE		ENGLISH, CHINESE, JAPANESE, SPANISH PORTUGUESE, RUSSIAN, FRENCH, GERMAN		
		CAMERA RESET / BACK / EXIT / SAVE ALL		