


Pole Mount for WMTS



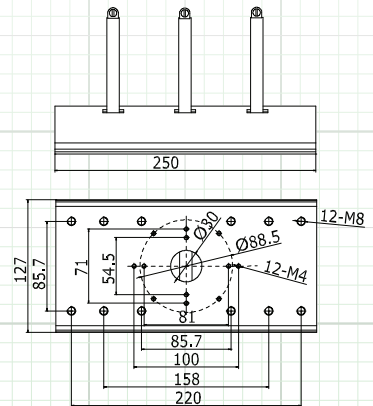
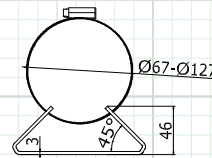
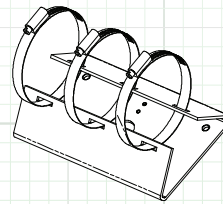
PMT

FOR USE WITH Northern[★] WALLMOUNT:



WMTS

MOUNT DIMENSIONS:



Unit: mm

FEATURES:

- ◆ Used for Pole Mounting
- ◆ Stainless Steel Clasp
- ◆ Aluminum Die-Cast Alloy Mounting Board

NOTE:

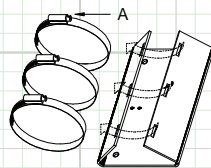
- ◆ The screw hole sites should be noted when using adapter with wall mount bracket.
- ◆ Pole's load capacity should be more than three times the weight of camera and bracket.
- ◆ Clamp's load capacity is 6.5 kg.

SPECIFICATION	PMT
Color	White
Application	Pole Mount for WMTS
Size of clamp	Ø67 mm to 127 mm (2.64" x 5")
Construction	Aluminum Alloy
Dimensions	127 mm x 46 mm x 250 mm (5" x 1.81" x 9.84")
Weight	1205 g (2.66 lbs)

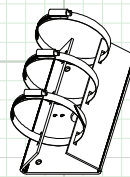
Note: Specification subject to change without notice

INSTALLATION:

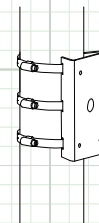
1. Counter-rotate the rotary knob (A) to open the clamp.



2. Thread the clamp through the mounting board holes.



3. Clasp the clamp around the pole and rotate the rotary knob clockwise to tighten.



4. Optional: Adapter can be used with some wall mount brackets for vertical pole mounting, as follows:

